


# AUSTSWIM SCHOOL MANAGER



## GETTING STARTED

### FOR WINDOWS

1. Download the compressed zip file from the web site.
2. Follow the instructions to automatically unzip the file
3. Open the folders 'AUSTSWIM School Manager 1.0' and "START"
4. Open the file START.exe

### FOR MAC

1. Download the compressed .sit file from the web site.
2. Extract the file to your desktop or other folder
3. Open the folders 'AUSTSWIM School Manager 1.0' and "START"
4. Open the file START.exe

**DO NOT CHANGE THE NAME OF THE FILES AS THIS MAY PREVENT ACCESS.**

## PASSWORD PROTECTION

There are two levels of password protection.

### 1. User password required to open the program

This has been left blank in the downloaded file. You will be prompted to change the password after accepting the license.


To change the password, leave the original password empty and enter your new password.

You can also change the password by selecting change password in the administration section.


### 2. Restricted Access Password

Some areas of the solution require password access. This password is set in the administration section of the solution. The default password to gain access to secured areas is 'AUSTSWIM'. You may change this from within the administration section.

**PLEASE STORE YOUR PASSWORDS IN A SAFE PLACE AS WE ARE NOT ABLE TO ASSIST WITH LOST PASSWORDS**



# AUSTSWIM SCHOOL MANAGER



## 30 DAY TRIAL PERIOD

To assist your swim school make an informed decision a fully accessible free 30-day trial period is included. Please select the DEMO button to commence your trial period after accepting the license.

## BACKUPS

To back up your solution you can drag the entire folder to a CD or other electronic medium. As there are no hidden files this will not only backup your data but the entire program.

**NOTE: THE PROGRAM IS AUTO-SAVING.**

## PORTABILITY

The solution can be used as a fully portable software program by copying all folder contents onto a USB stick. As the program is auto-saving it cannot be run from read-only medium such as CD or DVD. The folder and files will need to be dragged onto the desktop before they can be used.

**DO NOT CHANGE THE NAME OF THE FILES AS THIS MAY PREVENT ACCESS.**

## REGISTRATION

Please contact AUSTSWIM for further information and registration.

**THE REGISTRATION KEY IS RECALCULATED EACH TIME YOU OPEN THE PROGRAM. THE KEY USES INFORMATION RELATED TO THE SPECIFIC SWIM SCHOOL, THE REGISTRATION PERIOD AND REGISTRATION DATE.**

**CHANGES MAY INVALIDATE THE REGISTRATION KEY AND PREVENT ACCESS.**